

OptiCare[®]

Integrated active mattress



Optimising patient care

The integrated mattress

New smart
technology for
the prevention
of pressure
injuries.

90%
of pressure injuries
can be avoided⁽¹⁾

for ICU



The image shows a LINET OptiCare ICU bed in a clinical setting. The bed is white with a blue mattress and a control panel on the side. It is equipped with various medical devices, including a monitor and a control unit, which are integrated into the bed's structure. The background is a light green wall with medical outlets and a light blue floor.

Benefit Category	Benefits	Icon
Patient	<ul style="list-style-type: none">— High level of patient comfort— Superior prevention of pressure injuries— Reduced duration of stay	
Staff	<ul style="list-style-type: none">— Fully automatic system— Simple training— Intuitive, time-saving	
Management	<ul style="list-style-type: none">— Reduced costs of pressure injury treatment— Reduced time for training and operation a mattress— Reduced risk of human error	

Smart technology

OPTIMISED CARE

Improved care is provided by smart technology. The mattress settings are automatically optimised for each patient based on the patient's weight, height, and even the patient's position on the mattress.


Every year, **2.5** million patients are treated for pressure injuries in the US⁽²⁾



FULLY AUTOMATED PRESSURE SETTING

The system detects when the patient has entered the bed. This automatically initiates the optimisation process, thereby saving the time normally required for nurses to set the mattress parameters. The time required for nurse training is also reduced, which frees up more time for patient care.

ORDINARY ACTIVE MATTRESS



ABOVE-STANDARD IMMERSION AND ENVELOPMENT

The even distribution across the entire body area eliminates excessive pressure at the risk points thanks to above-standard immersion and envelopment.

- IMMERSION: the depth of the patient's level in relation to the mattress surface.
- ENVELOPMENT: the degree to which the patient is surrounded by the mattress.



immersion



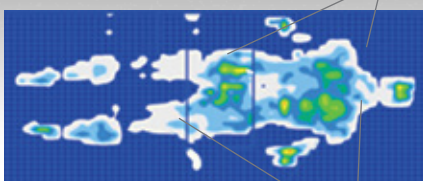
envelopment

Optimisation Detection System: Six detectors within the mattress sense the patient's level of immersion and facilitate the automatic adjustment of the pressure throughout the mattress to adjust to each patient's weight, height, and position. The pressure on the patient's body is low in all places and optimally distributed.



OPTICARE®

More Immersion



Better pressure distribution

REDUCED RISK OF HUMAN ERROR

The automatic pressure adjustment technology continuously regulates the mattress settings, eliminating the need for staff intervention and thereby greatly reducing the risk of human error.

Fully-integrated system

The new OptiCare® therapeutic mattress is fully compatible with our ICU beds – Multicare® and Eleganza® 5.

BENEFITS OF THE INTEGRATED SYSTEM

- Intuitive mattress controls integrated into the bed's display
- No external compressor
- Easier to move around the hospital

QUICK AND EFFECTIVE CPR

The mattress can be deflated by simply pressing the electronic CPR button on the control panel integrated into the bed. Alternatively, it can be manually deflated through a mechanism directly on the mattress. Following deflation, the patient lies on a firm mattress platform, which facilitates effective resuscitation techniques.

- After sixty minutes of deflation, the mattress will automatically return to the optimal pressure distribution mode or to the maximum inflation mode, thereby limiting any factors that may have an adverse impact on the prevention of pressure injuries.



Multicare® + OptiCare®




Eleganza® 5 + OptiCare®



2-IN-1 CONTROL PANEL

The controls for both the mattress and bed are integrated into a single control panel built into the bed. The customisable user interface provides the clinical staff with the option to modify the controls on the interface and allows control of only the required features.



User-friendly

Simple and intuitive


One control point

Even more effective

The mattress is equipped with a whole range of sophisticated functions which enhance the therapeutic and preventive effect of the optimised pressure.

Tested in practice

The Agency for Healthcare Research and Quality, which provides guidelines for the prevention of pressure ulcers, recommends that an ambient relative humidity of below 40% be avoided in order to reduce the likelihood of dry skin.⁽³⁾



Pressure injury treatment is

2.5x more
expensive than prevention⁽⁴⁾




MICROCLIMATE MANAGEMENT (MCM)

In the context of pressure injuries, microclimate usually refers to skin temperature and moisture conditions at the skin-support surface interface.

SLEEP MODE

This mode reduces speed and noise in order to minimise the disturbance of the patient during sleep. The clinical efficacy of the mattress is maintained even when switching to sleep mode.

Quick Reference Guide




Easy and effective care

AUTOMATIC FOOT EXTENSION

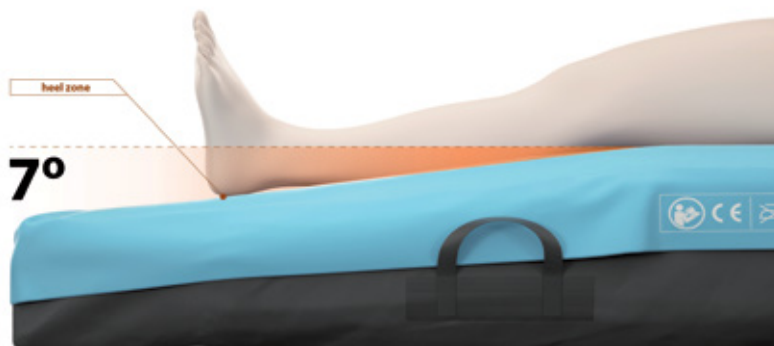
The heel section of the mattress can be automatically adjusted when the bed frame is extended.


- Easy to use
- No need to open the cover to adjust
- Excellent infection control



HEEL ZONE

The heel section has a 7-degree slope and is lined with a softer foam that gives the patient above-standard comfort. This significantly reduces the risk of heel pressure injuries.





MATTRESS LAYERS

- 1 Top cover
- 2 Comfort layer
- 3 Air cell sets
- 4 Bottom safety layer
- 5 Soft heel foam
- 6 Bottom cover

SIMPLE HYGIENE

The upper section of the cover consists of highly moisture and vapour permeable (MVP) two-way stretch material.

- A full 360-degree zip to allow easy removal for cleaning or replacement
- The zip is covered by a waterproof flap to protect the mattress against fluid ingress

OptiCare®

Patient

- High level of patient comfort
- Superior prevention of pressure injuries
- Reduced duration of stay



- Fully automatic system
- Simple training
- Intuitive, time-saving



Staff

Management

- Reduced costs of pressure injury treatment
- Reduced time for training and operation a mattress
- Reduced risk of human error



Reference

- (1) EPUAP, Declaration of Rio, October 2011
- (2) Agency for Healthcare Research and Quality, www.ahrq.gov, 2017
- (3) Pressure Ulcers in Adults Prediction and Prevention: Clinical practice guidelines number 3, AHCPR Publication No 92-0047. Rockville MD. Agency for Health and Human services. May 1992.
- (4) www.tjmrjournal.org, Eunice O Osuala, September 2014



Members of LINET Group

LINET spol. s r.o.

Želečice 5 | 274 01 Slaný | Czech Republic

tel.: +420 312 576 400 | fax: +420 312 522 668 | e-mail: info@linet.com | www.linet.com

