

■ ■ wissner-
■ ■ bosserhoff

Functional elegance in nursing care



Accessories

Hospital beds



Practical functions – high quality – easy handling

wissner-bosserhoff (LINET Group) is the leading provider of nursing home and hospital beds in Europe. In order to complement the functionality of our beds as best as possible, we offer a great variety of practical and unique accessories.

We aim to provide you with high quality as a result of a careful selection of premium materials and manufacturing processes, with a practical benefit from our accessories and to make our products as easy to use as possible. Nursing is becoming ever more complex and fast-paced, which is why we want to ensure that you can make the best use of the little yet valuable time you have for each patient and that the technical possibilities of the bed and the accessories support your work in the best way.




Table of contents

Mobilization	4
1. Lifting pole.....	4
2. Trapeze handles.....	5
3. Lifting ladder	6
4. Walking stick holder	7
5. Mobilization aid eleganza 1	7
Care	8
1. IV pole	9
2. Drip vessel for IV pole.....	11
3. Drip clasp / infusion holder	11
4. Infusion pump holder / medical device holder	11
5. Holders for extension systems	12
6. Stainless steel rails	13
7. Respiration tube holder.....	14
8. Transport handle multicare	14
9. Vertical and horizontal oxygen bottle holder.....	16
Monitoring	18
Documentation	19
1. Writing tray	19
2. Patient file holder.....	19
3. Name tag holders	20
Comfort	21
1. Towel rail	21
2. Horizontal and vertical handset holders	22
3. Universal box "Handy" eleganza 2	23
4. Reading light.....	23
5. stylo bottle holder.....	23
6. Cable clamp for round tube lifting pole	23
Storage	24
1. Urine bottle baskets	24
2. Urine bag holder.....	24
3. Accessory holder for the side guards	25
4. Multi-purpose bar	25
5. Redon drainage bottle holder.....	25
Safety	26
1. Side guard extension for divided side guards.....	26
2. Protectors.....	27
3. Side section padding.....	28
Hospital beds	31

Mobilization

Keeping patients mobile

Mobilizing patients is a core goal in nursing care to uphold or restore the patient's independence. This does not only prevent nursing risks such as pressure ulcers, but is also conducive to the patient's recovery.

1. Lifting pole


4 holding pins keep the trapeze safely in place. A selection of different metal colors (RAL 9002, RAL 9006, chrome-plated, stainless steel)* and its special design for fixed head sections allow you to choose the right lifting pole for every setting.

1.1 Lifting pole for bariatric beds

A lifting pole that can support up to 100 kg is available for the bariatric bed image 3-b. Choose between two powder-coated variants in RAL 9002 or RAL 9006.



04-1183
Lifting pole, RAL 9002



20-0611
Bariatric double lifting pole for image 3 bariatric

Compatibility

Item number	Description	i3	e5	e3/e3XC	e2	e1	mc
20-0433	Lifting pole for beds with fixed head section, powder-coated, RAL 9002		✓	✓	✓		✓
20-0434	Lifting pole for beds with fixed head section, chrome-plated		✓	✓	✓		✓
04-1183	Lifting pole, powder-coated, RAL 9002, RAL 9006, optional chrome-plating	✓				✓	
20-0599	Lifting pole, stainless steel	✓					

Index of abbreviations on page 31.

2. Trapeze handles

The adjustable length of the trapeze belt allows you to adjust its height perfectly to aid the mobility of both tall and short patients. The automatic retraction is extremely easy to use and a special locking mechanism

keeps the belt from slipping out. This product is also available in a basic version with simple height adjustment. All trapeze handles are compatible with all lifting poles.




10-0502
Oval trapeze handle with automatic belt retractor. The automatic belt retractor of the handle is activated with a red button



01-011094
Washable trapeze handle with automatic retraction, suitable for machine cleaning. The automatic belt retractor of the handle is activated with a green button



01-009160
Oval trapeze handle with basic height adjustment



10-0681
Heavy-duty handle for bariatric patients, supports up to 90 kg

*See page 31 for an overview of the available colors

Mobilization

Keeping patients mobile

3. Lifting ladder

The lifting ladder is fastened to the post or frame of the bed.
The 4 rungs help patients pull themselves up.



50-0010
Lifting ladder with 4 rungs

4. Walking stick holder

When a patient's ability to move is limited, it is important to have a place for accessories that ensure mobility. This holder gives walking sticks and crutches a place of their own that can be easily reached from the bed.

This reduces the risk of falls and prevents tripping hazards. It comes in 2 variants that can be either attached to the HPL board itself or to the top of plastic and metal bed ends.



20-0166
Walking stick and crutch holder for plastic bed ends



20-0345
Walking stick and crutch holder for HPL bed ends

5. Mobilization aid eleganza 1

This mobilization aid helps patients get out of bed and can be easily attached to the bed. It can be adjusted to two heights in order to help patients of all sizes.

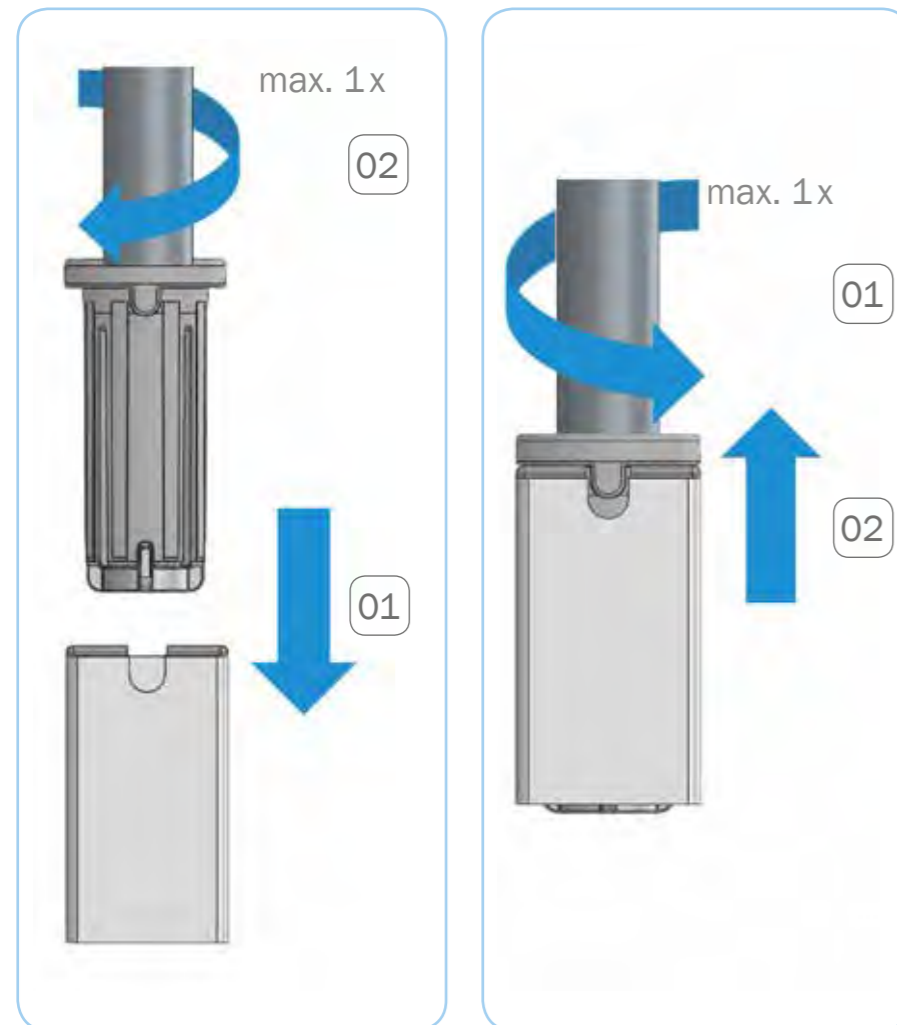


20-0588
Mobilization aid for eleganza 1

Care

Perfect care

Nursing is a complex task and the time available for each patient is growing shorter and shorter. That is why we provide a selection of practical accessories that are extremely easy to handle so you can make the best use of what little and valuable time you have for each patient. To increase safety, our IV poles can be equipped with a locking mechanism that can be activated by turning the stand once.



1. IV pole

IV poles are one of the most important accessories for hospital beds. That's why wissner-bosserhoff offers many telescopic versions with different material combinations and strengths.



50-0694
IV pole with 4 metal hooks,
load per hook 2 kg



50-0691
IV pole angled at 45°, with 4 plastic hooks,
load per hook 2 kg

Item number	Straight	Angled	Metal hooks	Plastic hooks	Load per hook	Material
50-0694	✓		✓		2 kg	Chrome-plated
50-0698	✓		✓		5 kg	Chrome-plated
50-0693		✓	✓		2 kg	Stainless steel
50-0691-000		✓		✓	2 kg	Chrome-plated
50-0691-0001	✓			✓	2 kg	Chrome-plated
50-0692 with drip	✓			✓	2 kg	Chrome-plated

The IV poles in the table above are compatible with the following beds: i3 | i3-b | e5 | e3 | e3XC | e2 | e1
Index of abbreviations on page 31

Care

Perfect care



20-0423
Telescopic IV pole with 4 plastic hooks, load per hook 2 kg, chrome-plated, for multicare




20-0639
Telescopic angled IV pole with 4 metal hooks, load per hook 2 kg, stainless steel, for multicare

IV pole, wash tunnel-proof

We also offer a wash tunnel-proof selection of IV poles for the washable bed image 3-w.

Item number	Straight	Angled	Metal hooks	Plastic hooks	Load per hook	Material
50-0739	✓			✓	2 kg	Stainless steel
50-0740	✓		✓		5 kg	Stainless steel
50-0741		✓		✓	2 kg	Stainless steel
50-0742		✓	✓		2 kg	Stainless steel

2. Drip vessel for IV pole



01-006094
Drip vessel that can be attached to IV poles 50-0693 and 50-0694

3. Drip clasp / infusion holder

Another option to hang up infusions are the various infusion holders that can be attached to the lifting pole.

Moreover, you can attach hooks to the front of the lifting pole. You only need to use a special tool (item no. 01-010694) once to do so.



20-0055
Horizontal infusion holder with 4 hooks for all round tube lifting poles, chrome-plated



50-0688
Lifting pole hook, load 5 kg, compatible with the following lifting poles: 20-0433, 20-0434, 04-1183 and 20-0599.




50-0622
Drip clasp with 4 hooks for attachment to the lifting pole, RAL 9006, load per hook 5 kg

4. Infusion pump holder / medical device holder

Use this infusion pump or medical device holder for additional accessories that can be moved along with the bed, for example infusion pumps. You can insert them in all 4 IV pole and lifting pole fixtures of any universal bed.



50-0090
Infusion pump holder with horizontal DIN rail, chrome-plated



20-0176
Medical device holder, height 1.40 m, chrome-plated

Care

Focus on orthopedic and intensive care

5. Holders for extension systems

Holders for extension systems let you attach extension systems or other accessories to the patient's bed. They are inserted into the IV pole and lifting pole fixtures.



20-0390
Holder for extension systems for eleganza 3 and eleganza 3XC, chrome-plated



20-0604
Holder for extension systems for eleganza 2, chrome-plated



20-0575
Holder for extension systems for image 3, available chrome-plated or in RAL 9006

6. Stainless steel rails

The stainless steel rails can be attached to the accessory rail with the fastening pins as needed. These standard rails let you attach accessories to the bed with their respective holders. They are available in two lengths: 26 cm (item number: 20-0159) and 53 cm (item number: 20-0254).



20-0254
Stainless steel standard rail, 53 cm

Compatibility

Item number	Description	i3	e5	e3/e3XC	e2	e1	mc
20-0159	Standard rail, 26 cm long	✓		✓	✓	✓	
20-0254	Standard rail, 53 cm long	✓	✓				

You need accessory holder 20-0641 (see chapter "Storage", no. 3) to attach the stainless steel rail to eleganza 5.

Care

Focus on orthopedic and intensive care

7. Respiration tube holder

These holders are inserted into the fixtures at the head end of the bed and provide safe support for the respiration tube. The rounded edges of the tube holding plate protect the respiration tube from damage. You can perfectly position the holder thanks to its goose neck and easily adjustable joint.



20-0396
Respiration tube holder, to be inserted into the 16 mm fixtures at the head end, for eleganza 3 and eleganza 3XC

20-0421 (not shown)
Respiration tube holder, to be inserted into the 16 mm fixtures at the head end, for multicare

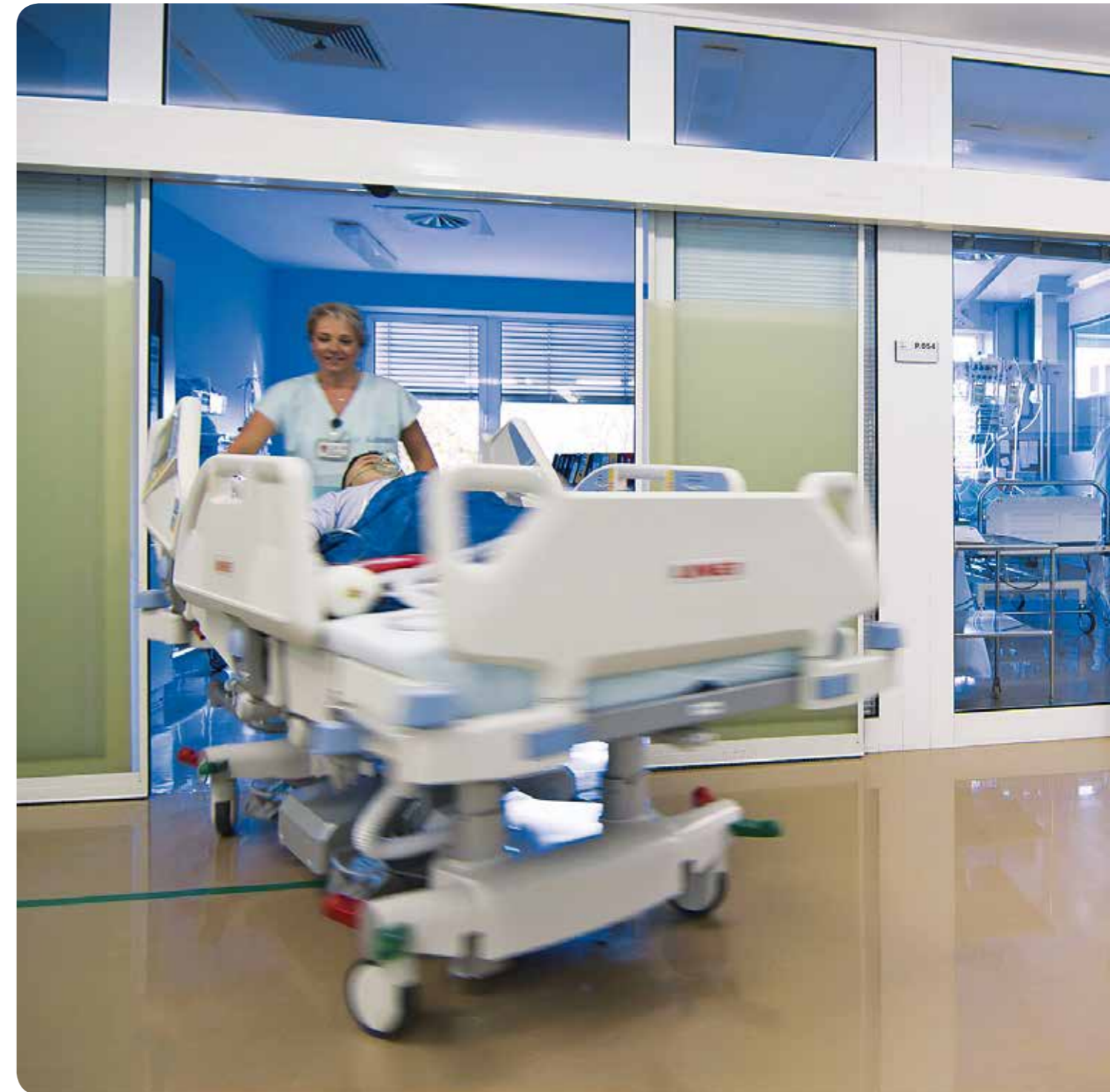
20-0638 (not shown)
Respiration tube holder, to be inserted into the 16 mm fixtures at the head end, for eleganza 5

8. Transport handle multicare

The transport handle is easy to attach to the foot end. Use this handle to move the bed ergonomically, but also to care for the patient during transport by adding a docking cart.



29-0386
Transport handle for multicare, attachment to the foot end, docking cart-compatible




Care

Safely store oxygen

9. Vertical and horizontal oxygen bottle holder

If you need to provide a patient with oxygen while on the move, you can choose between a vertical or horizontal oxygen bottle holder depending on the design of the bed. A robust stainless steel structure allows you to easily secure oxygen bottles to the bed without tools.



20-0437
Vertical oxygen bottle holder, attachable to the outside 16 mm fixtures on the head end of eleganza 3 and eleganza 3XC, stainless steel



20-0438
Vertical oxygen bottle holder, attachable to the outside edge under the head end, for eleganza 3 and eleganza 3XC, stainless steel




20-0603
Vertical oxygen bottle holder, attachable to the outside fixtures for the lifting pole and IV pole, for eleganza 2, stainless steel

20-0602 (not shown)

Vertical oxygen bottle holder, attachable to the outside edge under the head end, for eleganza 2, stainless steel




20-0439
Horizontal oxygen bottle holder, attachable below the head end, for image 3, eleganza 1, eleganza 3, and eleganza 3XC, stainless steel




50-0673
Horizontal oxygen bottle holder, attachable below the head end, for eleganza 2



20-0425
Vertical oxygen bottle holder, attachable to the head end, type B for multicare



20-0426
Horizontal oxygen bottle holder, attachable to the undercarriage, type C for multicare



20-0671
Vertical oxygen bottle holder, attachable to the head end, type E for multicare



29-0394
Oxylog holder for multicare, attachable to the head end, with DIN rail 10 cm below the top round tube

Monitoring

Keeping an eye on the patient



20-0389

Monitor tray for eleganza 3 and eleganza 3XC

Critically ill and sedated patients or other conditions require you to monitor the patient's vital functions. Use wissner-bosserhoff products to place the monitors needed at the foot end of the bed as a mobile solution when transporting patients. While how the monitor tray is attached depends on the bed, the overall design of the tray itself is always the same.

Bed compatibility

Monitor tray for bed...	Item number
image 3	20-0348
multicare	20-0422
eleganza 5	20-0632
eleganza 3/3XC	20-0389
eleganza 2	20-0608
eleganza 1	20-0607

Documentation

Flexible patient documentation

Documenting patient information, instructions and jotting down notes still is an important element of nursing care.


1. Writing tray

The writing tray gives you a stable surface to document the information right next to the patient. The writing tray (item 20-0015) for plastic and metal bed ends can be attached to all wissner-bosserhoff hospital beds. As an alternative, you can also choose a variant in silver gray (similar to RAL 9006) for image 3, which is attached to the HPL board.



20-0015

White writing tray for plastic or metal bed ends



20-0370

Silver gray writing tray for attachment to the HPL panel board (only for image 3, image 3-w and image 3-b)

2. Patient file holder

Use patient file holders and document files to keep patient records and files at hand for nurses and physicians right at the patient's bedside.



20-0180

Patient file holder DIN A4 for plastic bed ends, color similar to RAL 9002



20-0394

Patient file holder DIN A4 for beds with metal bed ends, attachment to the HPL panel board, color similar to RAL 9006



20-0574

Document file for DIN A4, compatible with all wissner-bosserhoff beds

Documentation

Flexible patient identification

3. Name tag holders

Addressing patients by their name is important. Therefore, we offer matching name tag holders or name cards for each bed.

Item number		Description	Compatible with
20-0046		Plastic name tag holder for metal bed ends with round tube	image 3 image 3-b
20-0328		Plastic name tag holder for HPL panel boards	image 3 image 3-b
50-0331		Name tag holder for plastic bed ends in E3 design	image 3 image 3-b eleganza 3 eleganza 3XC
20-0609		Name tag holders for plastic bed ends	eleganza 2 eleganza 1
50-0108		Self-adhesive name tag holders	multicare

Comfort

Special details for added comfort

Sometimes, it is the small things that make a patient more comfortable and conduce to quicker recovery.

1. Towel rail

Patients can keep their personal towel close by the bed, where it is always at hand. They can easily hang it at the towel rail on the foot end.



20-0353

Towel rail for metal bed ends, attachment to the HPL panel, for the image 3 range



20-0165

Towel rail for wood and plastic bed ends (except eleganza 2, multicare)



20-0600

Towel rail for eleganza 2

Comfort

Special details for added comfort

2. Horizontal and vertical handset holders

The handset is stored at an easily reachable, fixed place on the side guard of the image 3 and eleganza 2 beds. The handset holder can be easily turned and tilted into the best position for each patient.



20-0592
Vertical handset holder, compatible with SafeFree® side guards for image 3 and image 3-w




20-0591
Horizontal handset holder, compatible with SafeFree® side guards for image 3 and image 3-w



50-0684
Handset holder for divided side guards for eleganza 2

3. Universal box "Handy" eleganza 2

Keep small personal items, for example your mobile phone, glasses, etc., always at hand. This useful box is mounted on the side guard of the eleganza 2 bed.



50-0683
Transparent box "Handy" for eleganza 2

4. Reading light

The reading light is inserted into the lifting pole and IV pole fixture providing patients with a personal, direct light.



20-0573
Reading light, compatible with the beds eleganza 3, eleganza 3XC, eleganza 2 and eleganza 1


5. stylo bottle holder



50-0652
Bottle holder for the stylo bedside cabinet series

6. Cable clamp for round tube lifting pole

Perfectly position the nurse call at a place the patient can always reach. Attach the nurse call to the lifting pole with this lightweight plastic clamp.



20-0295
Cable clamp to attach the nurse call to the round tube lifting pole, for all beds with lifting pole

Storage

Safely store drainage and discharge systems


1. Urine bottle baskets

Discreet attachment of urine bottles to the hospital bed with a selection of urine bottle baskets. Depending on the bed, the basket can be placed on the accessory rail or hung from an additional accessory hook on the side guard.



20-0241

Urine bottle basket with 2 hooks for attachment to the accessory rail, compatible with eleganza 3, eleganza 3XC, eleganza 2, eleganza 1 and multicare




20-0391

Urine bottle basket with 1 hook, triangular, for attachment to the side guard with an accessory hook (see item no. 20-0397 and 20-0590 under no. 3) for image 3, eleganza 3 and eleganza 3XC

2. Urine bag holder

Use the urine bag holder to hang urine bags of catheterized patients from the accessory rail. The holder has a loop and can be pivoted.



20-0144

Pivotable urine bag holder with 2 loops for beds with accessory rail: image 3, eleganza 3, eleganza 3XC, eleganza 2 and eleganza 1



50-0685

Urine bottle holder, 1 pair, for attachment to the side guard, for multicare

3. Accessory holder for the side guards

Use an accessory hook to hang urine bottle baskets, urine bags or other additional accessories from the side guard. These hooks can be mounted without tools and securely hold the accessories in place.



20-0590

Accessory holder with 1 hook, for attachment to the design cover of image 3



20-0397

Accessory holder with 1 hook for attachment to the side guard of the eleganza 3, eleganza 3XC and eleganza 2



20-0641

Accessory holder for attachment to the side guard with fixture for a DIN rail (20-0254) for eleganza 5

4. Multi-purpose bar

Use the multi-purpose bar to, for example, safely guide discharge or drainage systems along the bed's accessory rail. This reduces the risk of tripping and prevents the lines from breaking off.




20-0392

Multi-purpose rail with 5 hooks, compatible with the eleganza line

5. Redon drainage bottle holder

Use this holder to safely attach Redon drainage bottles to the accessory rail. The holder can be easily hung from the accessory hooks on the rail.



20-0393

Redon drainage bottle holder for 2 bottles, for eleganza 1, eleganza 2, eleganza 3 and eleganza 3XC


Safety

For added safety

Fall prevention is a central issue in daily nursing care. Our side guards, padding and protectors offer a high degree of safety.

1. Side guard extension for divided side guards

When using very high anti decubitus systems, you need higher side guards as well. Use this extension to increase the height of the side guard in a stable way in compliance with IEC 60601-2-52.



20-0598
Side guard extension for divided SafeFree® side guards on image 3 and image 3-w, height: 8 cm



20-0572
Side guard extension for ¾ side guards on image 3, eleganza 2 and eleganza 1, height: 10 cm, color: RAL 9002 or alternatively RAL 9006

2. Protectors


Use a protector to make divided side guards with a foot-end gap or ¾ side guards 100% safe.



20-0577
Protector set for ¾ and divided side guards combined with plastic bed ends to close the foot-end gap of the image 3 and eleganza 1



20-0560
Protector set for eleganza 3 and eleganza 3XC to close the foot-end gap. The bed must have previously been fitted with the protector fixture



50-0666
Protector set for multicare to close the foot-end gap. For maximum comfort, also order the matching padding

You can use the protector **50-0682 (not shown)** to close the gap of ¾ side guards in eleganza 2 beds.

50-0597 (not shown)
Side section padding for ¾ side guards for image 3 and eleganza 1

29-0499 (not shown)
Protector padding for ¾ side guards

20-0637 (not shown)
Protector set for eleganza 5 to close the foot-end gap. Padding included.

Safety

For added safety

3. Side section padding

Side section padding is recommended as an additional precaution, for example to protect restless patients from harming themselves. This side

section padding is made out of a robust and easy to wipe material. It is easy to attach to the side guards.



50-0174
Side section padding for SafeFree® side guards, closed version with safety lug, pearl gray, for image 3 and image 3-w

50-0155
Side section padding for SafeFree® side guards, closed version with snap buttons, pearl gray, for image 3 and image 3-w



50-0630
Side section padding set for eleganza 2 with snap buttons



Padding for eleganza 3 and eleganza 3XC
We offer padding sets for all types of side guards of the eleganza 3 and eleganza 3XC



50-0328
Side section padding set for the head-end side guards of eleganza 3 and eleganza 3XC, with snap buttons, pearl gray



50-0329
Side section padding set for the middle side guards of eleganza 3 and eleganza 3XC, with snap buttons, pearl gray



20-0578
Side section padding set for the foot-end protectors of eleganza 3 and eleganza 3XC, with snap buttons, pearl gray

Safety

For added safety



20-0432
Side section padding for multicare, set for head-end and middle side guards, with window for head-end control elements



20-0447
Padding set for lateral tilting with multicare

Hospital beds

Index of abbreviations



image 3 (i3)
Universal hospital bed and low hospital bed in one



image 3-w (i3-w)
Washable universal hospital bed with low position



image 3-b (i3-b)
Universal bed for bariatric patients



eleganza 5 (e5)
Innovation with human touch



eleganza 3 (e3)
Universal bed for standard to intermediate care



eleganza 3XC (e3XC)
The intensive care bed for interdisciplinary use



eleganza 2 (e2)
New standard for acute care




eleganza 1 (e1)
Universal hospital bed



multicare (mc)
Premium intensive care bed

RAL colors (metal parts)



RAL 9002 gray white



RAL 9006 white aluminum



Chrome-plated surfaces

Members of LINET Group

wissner-bosserhoff GmbH

Hauptstr. 4-6 | 58739 Wickede (Ruhr) | Germany

Phone: +49 2377.784-0 | Fax: -163 | info@wi-bo.de | wi-bo.com

